

Independent Schools  
Examinations Board

## COMMON ENTRANCE EXAMINATION AT 13+

### FRENCH

### LEVEL 2

### SPEAKING

28, 29, 30 or 31 January 2013

Please read this information before the examination starts.

- This examination consists of three parts.
- The **first** part is a role-play situation. Carry out the tasks indicated in words and pictures. When you see an exclamation mark (!), be ready to answer a question.
- The **second** part consists of a discussion with your teacher, lasting about 2 minutes, on a topic which you have chosen. Your teacher will ask you some questions.
- The **third** part takes the form of a discussion with your teacher, lasting about 2 minutes, on a topic which he or she chooses from those you have prepared.
- Your teacher will ask you some questions.
- You are allowed 10 minutes to prepare.
- Dictionaries are allowed during the preparation period, but not during the examination.
- You may not make notes.
- The whole of the examination is to be recorded.




6. Answer the question.



5. Say you like playing football after school.



4. Say he is quite tall and has brown hair.



3. Say yes, but sometimes he is irritating.

15

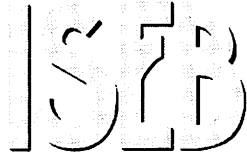
2. Say he is 15.



1. Say you have a brother called Fred.

You are discussing your family with your French exchange partner. Your teacher will play the role of the exchange partner. **Your teacher will speak first.**

**ROLE PLAY 1**



Independent Schools  
Examinations Board

## COMMON ENTRANCE EXAMINATION AT 13+

# FRENCH

## LEVEL 2

## SPEAKING

28, 29, 30 or 31 January 2013

Please read this information before the examination starts.

- This examination consists of three parts.
- The **first** part is a role-play situation. Carry out the tasks indicated in words and pictures. When you see an exclamation mark (!), be ready to answer a question.
- The **second** part consists of a discussion with your teacher, lasting about 2 minutes, on a topic which you have chosen. Your teacher will ask you some questions.
- The **third** part takes the form of a discussion with your teacher, lasting about 2 minutes, on a topic which he or she chooses from those you have prepared.
- Your teacher will ask you some questions.
- You are allowed 10 minutes to prepare.
- Dictionaries are allowed during the preparation period, but not during the examination.
- You may not make notes.
- The whole of the examination is to be recorded.

### ROLE PLAY 2

You are discussing your holidays with a French friend of the family. Your teacher will play the role of the friend. **Your teacher will speak first.**


1. Say normally you spend the holidays in France.



2. Say yes, you like France because the food is good.



3. Say you go to the south, where the weather is good.



4. Say this summer you are going to go camping.



5. Say you like swimming.



6. Answer the question.



Independent Schools  
Examinations Board

## COMMON ENTRANCE EXAMINATION AT 13+

# FRENCH

## LEVEL 2

## SPEAKING

28, 29, 30 or 31 January 2013


Please read this information before the examination starts.

- This examination consists of three parts.
- The **first** part is a role-play situation. Carry out the tasks indicated in words and pictures. When you see an exclamation mark (!), be ready to answer a question.
- The **second** part consists of a discussion with your teacher, lasting about 2 minutes, on a topic which you have chosen. Your teacher will ask you some questions.
- The **third** part takes the form of a discussion with your teacher, lasting about 2 minutes, on a topic which he or she chooses from those you have prepared.
- Your teacher will ask you some questions.
- You are allowed 10 minutes to prepare.
- Dictionaries are allowed during the preparation period, but not during the examination.
- You may not make notes.
- The whole of the examination is to be recorded.

### ROLE PLAY 3

You meet a French tourist in your local town. Your teacher will play the role of the tourist. **Your teacher will speak first.**

1. Say yes, you live in the centre of town.




2. Say the tourist office is next to the cathedral.



3. Say it opens at 10 o'clock.



4. Say a lot of tourists like the castle.



5. Say no, only 15 minutes on foot.



6. Answer the question.

